





## Grade 3 Materials List


\*Please read the descriptions carefully and bring the items that match exactly.

\*These items are going to be used by everyone. Please DO NOT write your child's name on any items.



Items to bring to the open house

item	quantity	Description / picture
binder	1	two-inch, 3-ring, with clear pocket, white or solid colored  
lined composition notebooks	3	Wide ruled- 100 sheets  
Wide ruled notebook with 3 holes	2	- 100 sheets - 10 ½" by 8" with 3 holes and perforated pages for easy tear

		
Plastic two-pocket folder	2	<p>One solid color (nothing fancy)</p> 
pencils	12	 <p>Number 2 regular pencils</p>
<b>One-inch</b> binder	1	<p>3 rings inside.</p> 
Dry erase markers	2 sets	All black preferred

		
Pens	1 each color	2 red, 2 black, 2 blue: regular ball point pen (nothing fancy)

Things we would love to have...

items	Description / picture
Loose lined paper	Wide Rule, 3 Hole, 10 1/2 x 8 (Pack of 200 Sheets) 
Glue sticks	Non-Toxic Glue Stick 

Erasers



scissors



Color pencils



Washable markers



Extra pens (red, black and blue)



Ziploc

All sizes needed - gallon, quart, sandwich, snack sizes





Paper towels (kitchen towels)



More dry erase markers are welcome! (colored and black)



Hand sanitizer	 <p>2L bottle</p>
Red duck tape	 <p>3 rolls</p>
Blue duck tape	<p>3 rolls</p>

Items that are specifically for your child and need to be labeled.

Headphone / earbuds	 <p>or</p>

### Items to bring on the first day of school

- extra clothes in a ziploc: each item and ziploc should be labeled.
- snack
- waterbottle - labeled
- one object from the summer break to share with the class
- backpack - labeled